



OPERATING WEIGHT	1.47 t
ENGINE OUTPUT	13 kW (17.7 hp)
BUCKET CAPACITIES	21-61 l
MAX. DIG DEPTH	2.2 m
MAX. REACH	3.9 m



Mini Excavator TC15

Technical data

Engine	
Manufacturer, model	Mitsubishi, L3E
Type	3-cylinder diesel engine, EPA
Combustion	4-stroke, swirl chamber injection
Net power rating at 2250 rpm (ISO 9249)	13 kW (17.7 hp)
Displacement	952 cm ³
Max. torque	54 Nm @ 2000 rpm
Cooling system	Water
Electrical system	
Nominal voltage	12 V
Battery	12 V / 74 Ah
Generator	12 V / 40 A
Starter	12 V / 1.7 kW
Power Transmission	
Hydrostatic travel drive with axial piston variable displacement motor and reduction gear, fully enclosed. "Straight-Travel" -function standard. Brake valve for downhill drive.	
Travel speed, forward and reverse	0-2.4 km/h
Max. gradeability	60 %
Drawbar pull	1160 daN
Undercarriage	
Torsion-proof welded design. Crawler unit carriers in sloped design for dirt outlet. Maintenance-free crawler-type undercarriage. Idler suspension with hydraulic crawler tensioning.	
Width (outer edge of crawlers)	990 mm
Width rubber crawlers / steel crawlers	230 mm
Total length (sprocket - idler)	1130 mm
Total length (undercarriage)	1490 mm
Dozer blade	
Independent of drive train, sensitive control via hand lever.	
Width x height	1000 x 240 mm
Dozer cut below ground / Dozer lift above ground	160 / 200 mm
Slope angle	25°
Steering	
Independent, individual control of crawlers, also counterwise via 2-circuit hydraulic system. Sensitive control via hand levers combined with foot pedals. Pedal console serving as foot rest.	
Slewing gear	
Hydrostatic drive, also acts as wear-resistant brake. Internally toothed ring gear.	
Swing speed	0-10 rpm
Knickmatik®	
Lateral parallel adjustment of boom arrangement at full digging depth.	
Angle of articulation / lateral adjustment left	60° / 370 mm
Angle of articulation / lateral adjustment right	60° / 510 mm
Fluid Capacities	
Fuel tank	30 l
Hydraulic system (tank 25 l)	35 l

Operating data, standard equipment

Transport weight (incl. bucket)	1470 kg
Operating weight acc. to ISO 6016 (incl. operator)	1545 kg
Total length (travel position)	2500 mm
Total length (trailer transport position)	3800 mm
Total height (travel position)	2390 mm
Total width	1000 mm
Uppercarriage tailswing	1130 mm
Uppercarriage frontswing	1240 mm
Working envelope 180° / 360°	2370 / 2500 mm
Ground clearance	170 mm
Bucket digging force (ISO 6015)	14,400 N
Stick digging force (ISO 6015)	9300 N
Ground pressure (rubber crawlers)	0.23 daN/cm ²
Ground pressure (steel crawlers)	0.24 daN/cm ²

Hydraulic system

Working hydraulics: Dual fixed displacement pump with integrated power switch. Load-independent flow division (LUDV) for all work functions and travel drive. Simultaneous independent control of all movements.

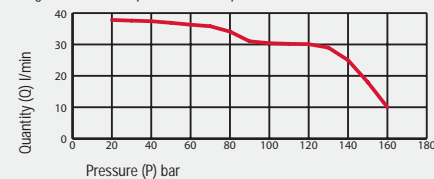
Max. working pressure	165 bar
Max. pump capacity	31.5 + 18 l/min

Tank-immersed return filter with electric contamination indicator, full flow filtration. Hydraulic oil radiator provided as standard. Boom, dipperstick and articulated cylinders with end-positioning damping on both sides, bucket retract function with one-side end-position damping.

All functions can be activated proportionally. Two servo-assisted joystick controls for excavator operations. Shut-off of all functions when operator dismounts from machine.

Optional control circuit for work attachments:

Diagram shows P/Q provided on couplers.



Canopy

Robust steel pipe construction with 4 vertical support members and bolted-on nicely designed plastic roof. Free spaces acc. to EN 23411, FOPS (acc. to ISO 3449) and TOPS (acc. to ISO 12117) certified.

Instrument panel on the right hand side of the operator's seat with visual & acoustic warning device, hour-meter, instrument cluster with large fuel gauge as well as lockable panel vandal cover.

Operator's seat with artificial leather covering, mechanically cushioned, armrests, height, tilt and weight adjustments. Lap belt.

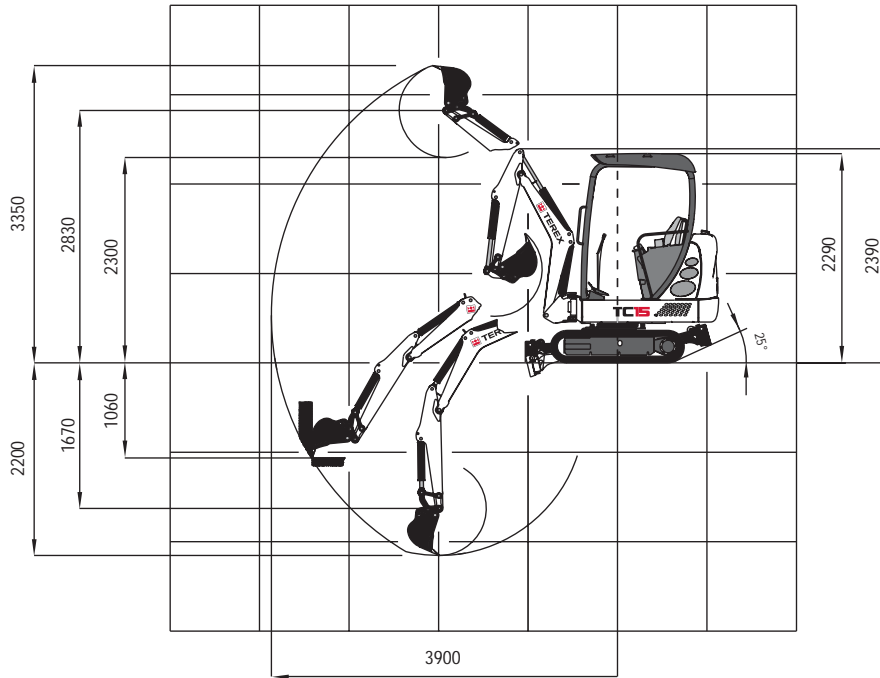
Working flood lights Halogen H-3.

Noise emission ambience L _{WA}	93 dB (A)
---	-----------

Measured in dynamic measuring cycle acc. to EEC-directive 2000/14.

Mini Excavator TC15

Working ranges: Monobloc boom



Lifting capacities

Bucket hinge height		Load radius from center of ring gear							
Dipperstick 1100 mm		1.5 m		2.0 m		2.5 m		3.0 m	
		End	Side	End	Side	End	Side	End	Side
2.0 m	S	-	-	0.56	0.32	0.54	0.24	-	-
	T	-	-	0.34	0.30	0.28	0.23	-	-
1.0 m	S	0.89	0.56	0.70	0.34	0.56	0.23	0.35	0.17
	T	0.57	0.54	0.36	0.30	0.24	0.22	0.18	0.16
0 m	S	0.92	0.41	0.64	0.28	0.44	0.21	0.31	0.17
	T	0.44	0.39	0.29	0.26	0.22	0.20	0.17	0.16
-0.75 m	S	0.64	0.38	0.46	0.28	0.33	0.20	0.22	0.16
	T	0.39	0.36	0.29	0.26	0.21	0.19	0.17	0.15

All values in tons (t) were determined acc. to ISO 10567 and include a stability factor of 1.33 or 87% of the hydraulic lifting capacity. All values were determined with quick-attach system but without bucket. In case of mounted-on work attachments, the deadweights of the work attachments must be deducted from the permissible payloads.

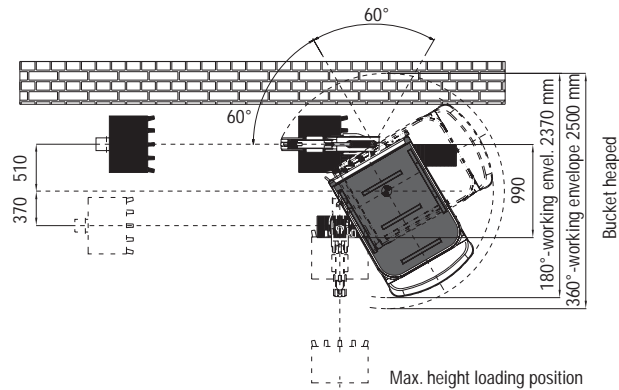
Working equipment: Rubber crawlers.

Abbreviations: S = Supported by blade, T = Traveling

Dimensions

Working equipment:

Monobloc boom with dipperstick 1100 mm



Terex GmbH Schaeffstrasse 8
D-74595 Langenburg, Germany

PHONE +49 (0)7905 / 58-0 FAX +49 (0)7905 / 58114
EMAIL info@terex-schaeff.com WEB terex-schaeff.de

TC150407-EN (2) Effective date: 1. April 2007. For further information, please contact your local distributor or the TEREX Schaeff sales office listed. Continuous improvement of our products is a TEREX policy. Product specifications are subject to change without notice or obligation. The photographs and drawings in this brochure are for illustrative purposes only. Products and services listed may be trademarks, service marks or trade-names of TEREX Corporation and/or its subsidiaries in the USA and other countries and all rights are reserved. Copyright ©2007 TEREX Corporation. "TEREX" is a Registered Trademark of TEREX Corporation in the USA and many other countries. Printed in Germany

Ref.-No.: 5777216512