



OPERATING WEIGHT	1.95 t
ENGINE OUTPUT	13 kW (17.7 hp)
BUCKET CAPACITIES	22-61 l
MAX. DIG DEPTH	2.3 m
MAX. REACH	4.2 m



Mini Excavator TC20

Technical data

Engine	
Manufacturer, model	Mitsubishi, L3E
Type	3-cylinder diesel engine, EPA
Combustion	4-stroke, swirl chamber injection
Net power rating at 2250 rpm (ISO 9249)	13 kW (17.7 hp)
Displacement	952 cm ³
Max. torque	54 Nm @ 2000 rpm
Cooling system	Water
Electrical system	
Nominal voltage	12 V
Battery	12 V / 74 Ah
Generator	12 V / 40 A
Starter	12 V / 1.7 kW
Power Transmission	
Two-stage hydrostatic travel drive with axial piston variable displacement motor and reduction gear, fully enclosed. *Straight-Travel*-function standard. Brake valve for downhill drive.	
Travel speed, forward and reverse	0-2.4 / 4.2 km/h
Max. gradeability	60 %
Drawbar pull 1st / 2nd speed range	1500 / 730 daN
Undercarriage	
Maintenance-free crawler-type undercarriage. Idler suspension with hydraulic crawler tensioning. Hydraulically retractable/extendable undercarriage provided as standard.	
Range of adjustment (outer edge of crawlers)	990-1340 mm
Width rubber crawlers / steel crawlers	230 mm
Total length (sprocket - idler)	1130 mm
Total length (undercarriage)	1490 mm
Dozer blade	
Independent of drive train, sensitive control via hand lever.	
Width x height	1340 x 235 mm
Dozer cut below ground / Dozer lift above ground	160 / 200 mm
Slope angle	25°
Steering	
Independent, individual control of crawlers, also counterwise via 2-circuit hydraulic system. Sensitive control via hand levers combined with foot pedals. Pedal console serving as foot rest.	
Swing system	
Hydrostatischer Antrieb, wirkt zugleich als verschleißfreie Bremse. Additional spring-loaded multi-disc brake. Internally toothed ring gear.	
Swing speed	0-10 min ⁻¹
Knickmatik®	
Lateral parallel adjustment of boom arrangement at full digging depth.	
Angle of articulation / lateral adjustment left	60° / 370 mm
Angle of articulation / lateral adjustment right	60° / 510 mm
Fluid Capacities	
Fuel tank	30 l
Hydraulic system (tank 25 l)	35 l

Operating data, standard equipment

Transport weight (incl. bucket)	1950 kg
Operating weight acc. to ISO 6016 (incl. operator)	2025 kg
Total length (travel position)	2680 (2730*) mm
Total length (trailer transport position)	4235 (4220*) mm
Total height (travel position)	2740 mm
Width (Crawlers retracted)	990 mm
Uppercarriage tailswing	1160 mm
Uppercarriage frontswing	1250 mm
Working envelope 180° / 360°	2560 / 2800 mm
Ground clearance	170 mm
Bucket digging force (ISO 6015)	15,700 N
Stick digging force (ISO 6015)	11,000 (9700*) N
Ground pressure (rubber crawlers)	0.30 daN/cm ²
Ground pressure (steel crawlers)	0.31 daN/cm ²

Hydraulic system

Working hydraulics: Dual fixed displacement pump with integrated power switch. Load-independent flow division (LUDV) for all work functions and travel drive. Simultaneous independent control of all movements.

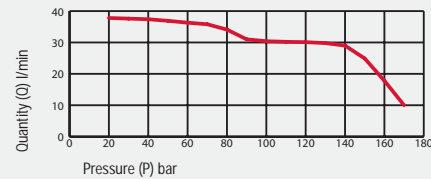
Max. working pressure	180 bar
Max. pump capacity	31.5 + 18 l/min

Tank-immersed return filter with electric contamination indicator, full flow filtration. Hydraulic oil radiator provided as standard. Boom, dipperstick and articulated cylinders with end-positioning damping on both sides, bucket retract function with one-side end-position damping.

Open return provided as standard. All functions can be activated proportionally. Two servo-assisted joystick controls for excavator operations. Shut-off of all functions when operator dismounts from machine.

Control circuit for work attachments (standard):

Diagram shows P/Q provided on couplers.



Cab

Spacious, sound-insulated full-vision steel cab, FOPS** (acc. to ISO 3449) and TOPS (acc. to ISO 12117) certified. Two equally large doors. Safety glass windows, thermo windows tinted in green. Skylight thermo window, bronze tinted. Panoramic rear window. Front window supported by pneumatic springs, lockable for ventilation and slidable under cab roof. Windshield washer system. Storage box. Radio pre-installation. Left-hand outside rear-view mirror.

Cab heating with windshield defroster through coolant heat exchanger and 2-speed fan, ventilating mode in summer.

Fabric-covered, hydraulically cushioned driver's seat with armrests, height, tilt and weight adjustments. Safety belt.

Instrument panel on the right hand side of the operator's seat with visual & acoustic warning device, hour-meter, instrument cluster with large fuel gauge. Working flood lights Halogen H-3.

Noise emission ambience L _{WA}	93 dB (A)
-----------------------------------------	-----------

Noise emission cab L _{PA}	78 dB (A)
------------------------------------	-----------

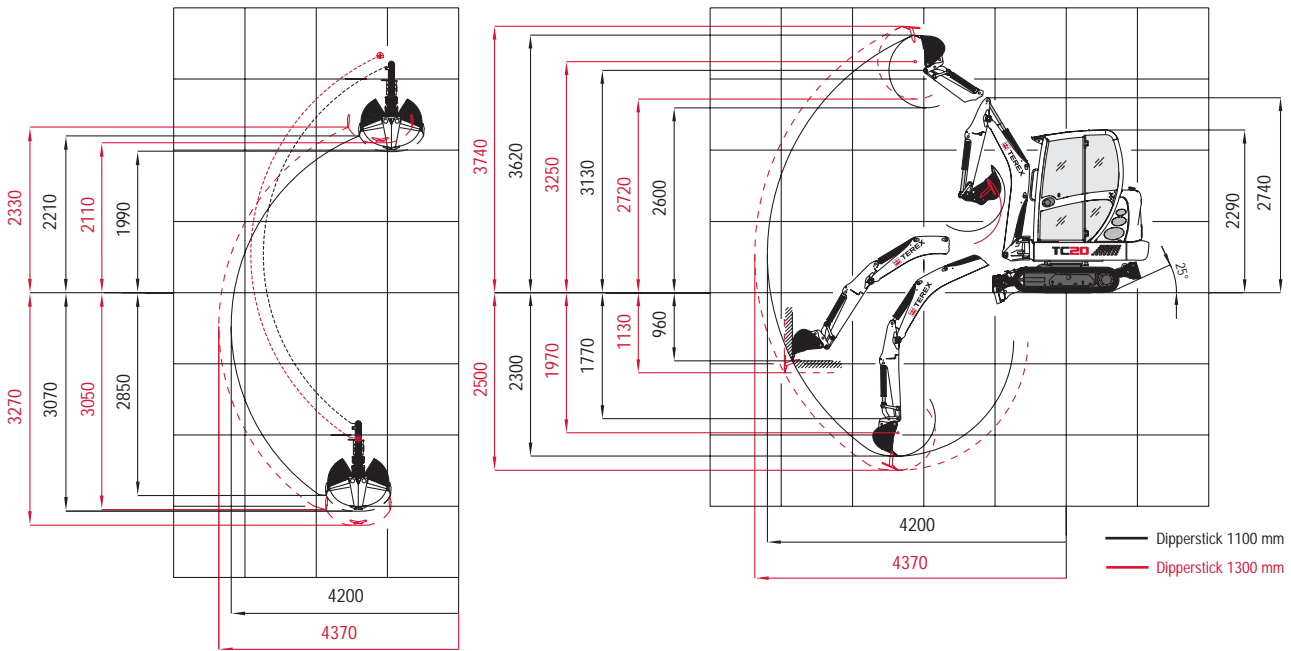
Measured in dynamic measuring cycle acc. to EEC-directive 2000/14.

*with dipperstick 1300 mm (optional)

**FOPS nur mit Dachfenstergitter (Option)

Mini Excavator TC20

Working ranges: Monobloc boom



Lifting capacities

Bucket hinge height		Load radius from center of ring gear																			
Dipperstick 1100 mm		1.5 m				2.0 m				2.5 m				3.0 m				3.5 m			
		UE		UR		UE		UR		UE		UR		UE		UR		UE		UR	
		End	Side	End	Side	End	Side	End	Side	End	Side	End	Side	End	Side	End	Side	End	Side	End	Side
2.0 m	S	-	-	-	-	-	-	-	-	0.40	0.40	0.40	0.32	0.38	0.35	0.38	0.25	-	-	-	-
	T	-	-	-	-	-	-	-	-	0.39	0.38	0.39	0.31	0.37	0.33	0.37	0.24	-	-	-	-
1.0 m	S	-	-	-	-	0.66	0.52	0.66	0.44	0.44	0.44	0.31	0.38	0.36	0.38	0.24	0.31	0.30	0.31	0.19	
	T	-	-	-	-	0.65	0.50	0.65	0.43	0.43	0.42	0.43	0.30	0.37	0.34	0.37	0.23	0.30	0.29	0.30	0.18
0 m	S	-	-	-	-	0.74	0.58	0.74	0.40	0.52	0.43	0.52	0.29	0.39	0.33	0.39	0.23	0.28	0.28	0.28	0.18
	T	-	-	-	-	0.72	0.56	0.63	0.38	0.50	0.40	0.45	0.27	0.38	0.31	0.38	0.21	0.27	0.27	0.27	0.17
-0.75 m	S	1.00	1.00	0.64	0.42	0.64	0.64	0.64	0.39	0.42	0.33	0.42	0.29	0.30	0.25	0.30	0.23	-	-	-	-
	T	0.98	0.74	0.50	0.37	0.63	0.47	0.63	0.37	0.40	0.31	0.40	0.27	0.30	0.23	0.30	0.21	-	-	-	-

Bucket hinge height		Load radius from center of ring gear																			
Dipperstick 1300 mm		1.5 m				2.0 m				2.5 m				3.0 m				3.5 m			
		UE		UR		UE		UR		UE		UR		UE		UR		UE		UR	
		End	Side	End	Side	End	Side	End	Side	End	Side	End	Side	End	Side	End	Side	End	Side	End	Side
2.0 m	S	-	-	-	-	-	-	-	-	0.39	0.45	0.39	0.32	0.37	0.35	0.37	0.25	0.26	0.25	0.26	0.20
	T	-	-	-	-	-	-	-	-	0.38	0.43	0.38	0.31	0.36	0.32	0.36	0.24	0.24	0.24	0.24	0.20
1.0 m	S	-	-	-	-	0.68	0.52	0.68	0.44	0.48	0.44	0.48	0.31	0.38	0.36	0.38	0.24	0.30	0.29	0.30	0.19
	T	-	-	-	-	0.67	0.50	0.67	0.43	0.46	0.42	0.46	0.30	0.37	0.34	0.37	0.23	0.29	0.28	0.29	0.18
0 m	S	-	-	-	-	0.70	0.58	0.70	0.40	0.50	0.43	0.50	0.29	0.37	0.33	0.37	0.23	0.28	0.28	0.28	0.18
	T	-	-	-	-	0.59	0.56	0.59	0.38	0.43	0.40	0.43	0.27	0.36	0.31	0.36	0.21	0.27	0.27	0.27	0.17
-0.75 m	S	1.00	0.75	1.00	0.56	0.55	0.64	0.55	0.39	0.39	0.33	0.39	0.29	0.30	0.25	0.30	0.23	0.18	0.18	0.18	0.18
	T	0.98	0.74	0.98	0.53	0.54	0.62	0.54	0.37	0.38	0.31	0.38	0.27	0.30	0.23	0.30	0.21	0.18	0.18	0.18	0.18

All values in tons (t) were determined acc. to ISO 10567 and include a stability factor of 1.33 or 87% of the hydraulic lifting capacity. All values were determined with quick-attach system but without bucket. In case of mounted-on work attachments, the deadweights of the work attachments must be deducted from the permissible payloads.

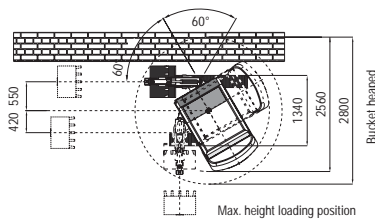
Working equipment: Rubber crawlers.

Abbreviations: UE = Undercarriage extended, UR = Undercarriage retracted, S = Supported by blade, T = Traveling

Dimensions

Working equipment:

Monobloc boom with dipperstick 1300 mm



Terex GmbH Schaeffstrasse 8
D-74595 Langenburg, Germany

PHONE +49 (0)7905 / 58-0 FAX +49 (0)7905 / 58114
EMAIL info@terex-schaeff.com WEB terex-schaeff.de