



OPERATING WEIGHT	4.68 t
ENGINE OUTPUT	34.6 kW (47 hp)
BUCKET CAPACITIES	75-245 l
MAX. DIG DEPTH	3.7 m
MAX. REACH	6.0 m



Mini Excavator TC48

Technical data

Engine	
Manufacturer, model	Mitsubishi, S4Q2
Type	4-cylinder diesel engine, COM II/EPA II
Combustion	4-stroke, swirl chamber injection
Net power rating at 2100 rpm (ISO 9249)	34.6 kW (47 hp)
Hubraum	2505 cm ³
Max. torque	138 Nm @1600 rpm
Kühlsystem	Water

Electrical system	
Nominal voltage	12 V
Battery	12 V / 74 Ah
Generator	12 V / 50 A
Starter	12 V / 2.0 kW

Power Transmission	
Two-stage hydrostatic travel drive with axial piston variable displacement motor and reduction gear, fully enclosed. *Straight-Travel*-function standard. Brake valve for downhill drive.	
Travel speed, forward and reverse	0-2.9 / 5.0 km/h
Max. gradeability	60 %
Drawbar pull 1st / 2nd speed range	4200 / 2350 daN

Undercarriage	
Maintenance-free crawler-type undercarriage. Idler suspension with hydraulic crawler tensioning.	
Width rubber crawlers / steel crawlers	400 mm
Tread width	1450 mm
Total length (sprocket - idler)	1916 mm
Total length (undercarriage)	2427 mm

Dozer blade	
Dozer blade available in "standard" and "extra-long" version, independent of drive train, sensitive control via hand lever.	
Width x height ("standard" / "extra-long")	1860 x 400 mm
Dozer cut below ground	307 / 410 mm
Dozer lift above ground	402 / 510 mm
Slope angle	35° / 30°
Slope balance	7,6° / 9,0°

Steering	
Independent, individual control of crawlers, also counterwise via 2-circuit hydraulic system. Sensitive control via hand levers combined with foot pedals. Pedal console serving as foot rest.	

Swing system	
Hydrostatic drive, also acts as wear-resistant brake. Additional spring-loaded multi-disc brake. Internally toothed ring gear.	
Swing speed	0-9.3 min ⁻¹

Knickmatik®	
Lateral parallel adjustment of boom arrangement at full digging depth.	
Angle of articulation / lateral adjustment left	75° / 515 mm
Angle of articulation / lateral adjustment right	55° / 705 mm

Fluid Capacities	
Fuel tank	60 l
Hydraulic system (tank 72 l)	102 l

Operating data, standard equipment

Transport weight (incl. bucket)	4680 kg
Operating weight acc. to ISO 6016 (incl. operator)	4760 kg
Total length (travel position)	3650 mm
Total length (trailer transport position)	5540 mm
Total height (travel position)	3890 mm
Total width	1850 mm
Uppercarriage tailswing	1470 mm
Uppercarriage frontswing	1735 mm
Working envelope 180° / 360°	3200 / 3470 mm
Ground clearance	360 mm
Bucket digging force (ISO 6015)	30,600 N
Stick digging force (ISO 6015)	24,400 N
Ground pressure (rubber crawlers)	0.26 daN/cm ²
Ground pressure (steel crawlers)	0.27 daN/cm ²

Hydraulic system

Working hydraulics: Tandem-controlled dual piston variable displacement pump for all work movements and travel drive, 1 gear pump for swing and dozer blade operation, 1 pump for pilot pressure. Simultaneous independent control of all movements.

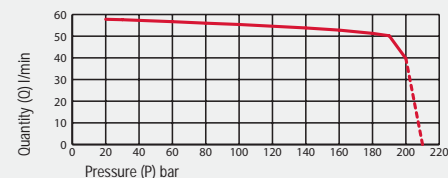
Max. working pressure	245 bar
Max. pump capacity	2 x 57 + 37 + 8 l/min

Tank-immersed return filter with electric contamination indicator, full flow filtration. Hydraulic oil radiator provided as standard. Boom, dipperstick and articulated cylinders with end-positioning damping on both sides, bucket retract function with one-side end-position damping.

Open return provided as standard. All functions can be activated proportionally. Two servo-assisted joystick controls for excavator operations. Shut-off of all functions when operator dismounts from machine.

Control circuit for work attachments (standard):

Diagram shows P/Q provided on couplers.



Cab

Spacious, sound-insulated full-vision steel cab, FOPS** (acc. to ISO 3449) and TOPS (acc. to ISO 12117) certified. Two equally large doors. Safety glass windows, thermo windows tinted in green. Skylight thermo window, bronze tinted. Panoramic rear window. Front window supported by pneumatic springs, lockable for ventilation and slidable under cab roof. Windshield washer system. Storage box. Radio pre-installation. Left-hand outside rear-view mirror.

Cab heating with windshield defroster through coolant heat exchanger and 2-speed fan, ventilating mode in summer.

Fabric-covered, hydraulically cushioned driver's seat with armrests, height, tilt and weight adjustments. Safety belt.

Instrument panel on the right hand side of the operator's seat with visual & acoustic warning device, hour-meter, instrument cluster with large fuel gauge.

Working flood lights Halogen H-3.

Noise emission ambience L_{WA}	97 dB (A)
----------------------------------	-----------

Noise emission cab L_{PA}	75 dB (A)
-----------------------------	-----------

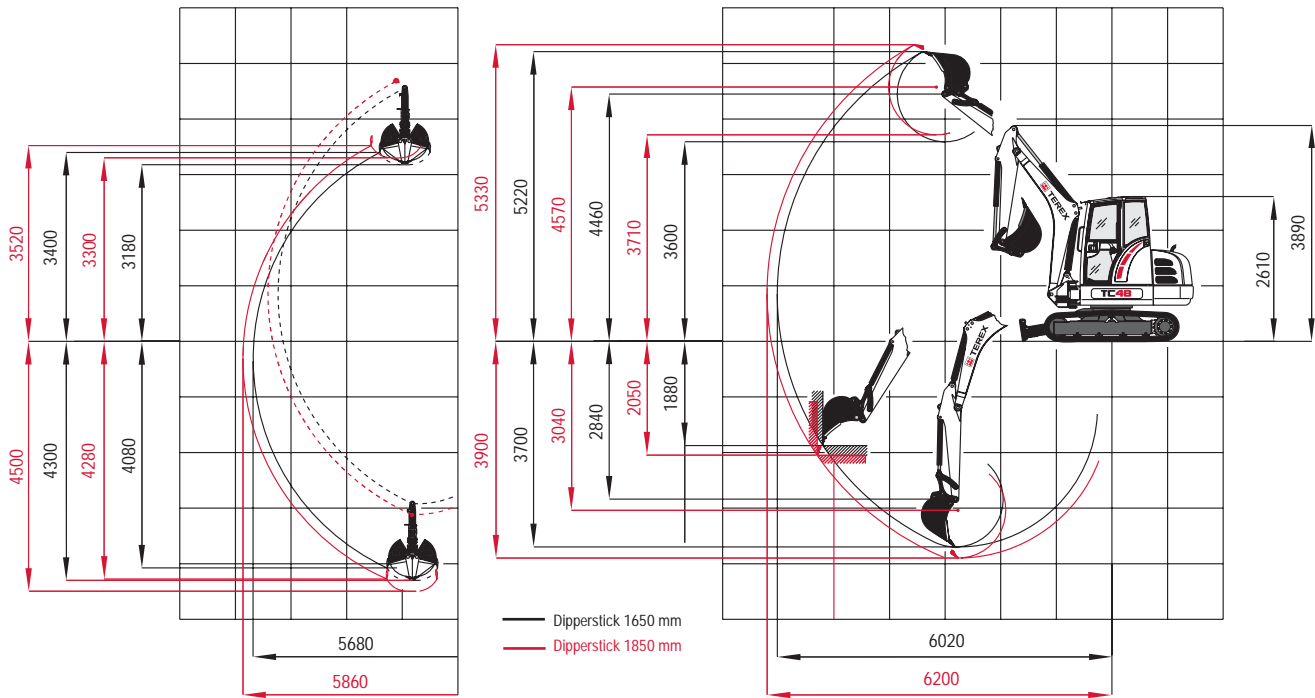
Measured in dynamic measuring cycle acc. to EEC-directive 2000/14.

*with dipperstick 1850 mm (optional)

**FOPS-approved only with skylight guard (optional)

Mini Excavator TC48

Working ranges: Monobloc boom



Lifting capacities

Bucket hinge height Dipperstick 1650 mm		Load radius from center of ring gear											
		2.5 m		3.0 m		3.5 m		4.0 m		4.5 m		5.0 m	
		End	Side	End	Side	End	Side	End	Side	End	Side	End	Side
3.0 m	S	-	-	-	-	1.26	0.95	1.26	0.75	1.20	0.62	-	-
	T	-	-	-	-	0.80	0.92	0.59	0.73	0.51	0.59	-	-
2.0 m	S	1.90	1.78	1.71	1.14	1.51	0.92	1.36	0.71	1.21	0.62	1.08	0.51
	T	0.94	1.47	0.91	1.11	0.68	0.87	0.62	0.68	0.56	0.59	0.45	0.50
1.0 m	S	3.07	1.35	2.27	1.08	1.80	0.86	1.50	0.71	1.27	0.58	1.10	0.52
	T	1.28	1.32	0.96	1.04	0.72	0.83	0.63	0.68	0.50	0.56	0.46	0.51
0 m	S	2.75	1.31	2.14	0.98	1.73	0.80	1.45	0.67	1.24	0.56	0.94	0.51
	T	1.05	1.25	0.82	0.95	0.64	0.77	0.59	0.65	0.54	0.54	0.42	0.50
-1.0 m	S	2.14	1.31	1.87	1.04	1.51	0.80	1.21	0.65	1.01	0.57	-	-
	T	1.02	1.28	0.75	0.98	0.60	0.78	0.52	0.64	0.45	0.54	-	-

All values in tons (t) were determined acc. to ISO 10567 and include a stability factor of 1.33 or 87% of the hydraulic lifting capacity. All values were determined with quick-attach system but without bucket. In case of mounted-on work attachments, the deadweights of the work attachments must be deducted from the permissible payloads.

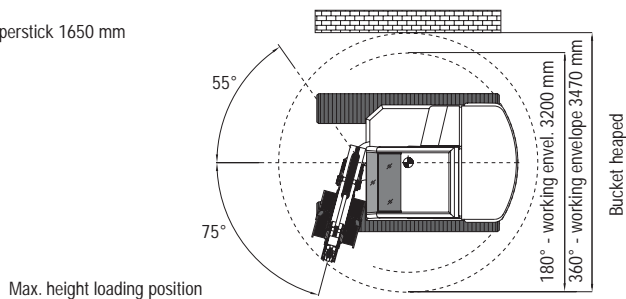
Working equipment: Rubber crawlers.

Abbreviations: S = Supported by blade, T = Traveling

Dimensions

Working equipment:

Monobloc boom with dipperstick 1650 mm



Terex GmbH Schaeffstrasse 8
D-74595 Langenburg, Germany

PHONE +49 (0)7905 / 58-0 FAX +49 (0)7905 / 58114
EMAIL info@terex-schaeff.com WEB terex-schaeff.de